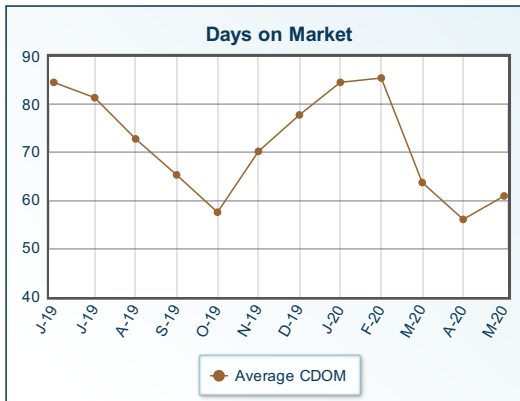
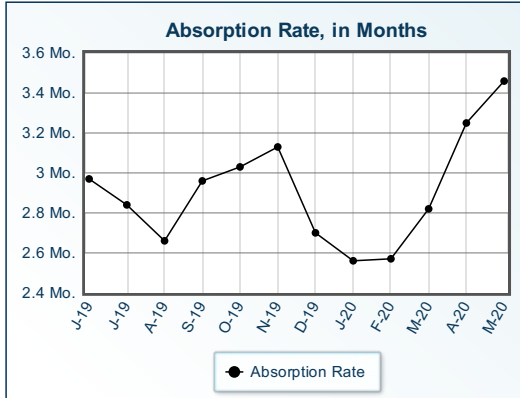
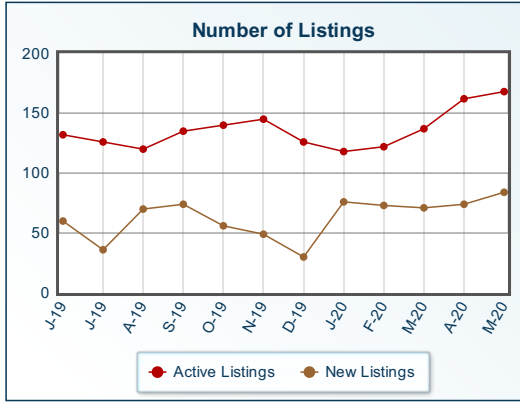


Market Summary

Polygon Residential, May 2020



Summary Statistics						
	May-20	May-19	% Chg	2020 YTD	2019 YTD	% Chg
Absorption Rate	3.46	3.24	6.79	2.93	3.42	-14.33
Average List Price	\$389,365	\$372,356	4.57	\$372,976	\$359,801	3.66
Median List Price	\$367,195	\$345,950	6.14	\$352,900	\$335,575	5.16
Average Sale Price	\$372,301	\$340,949	9.20	\$360,004	\$334,003	7.78
Median Sale Price	\$355,000	\$337,500	5.19	\$340,000	\$320,000	6.25
Average CDOM	61	71	-14.08	68	80	-15.00
Median CDOM	43	51	-15.69	47	57	-17.54

Sold Listings	This Month			Year to Date		
	2020	2019	% Chg	2020	2019	% Chg
	0-29,999	0	0	0.0	0	0
30,000-39,999	0	0	0.0	0	0	0.0
40,000-49,999	0	0	0.0	0	0	0.0
50,000-59,999	0	0	0.0	0	0	0.0
60,000-69,999	0	0	0.0	0	0	0.0
70,000-79,999	0	0	0.0	0	0	0.0
80,000-89,999	0	0	0.0	0	0	0.0
90,000-99,999	0	0	0.0	0	0	0.0
100,000-119,999	0	0	0.0	0	0	0.0
120,000-139,999	0	0	0.0	0	0	0.0
140,000-159,999	0	0	0.0	0	0	0.0
160,000-179,999	0	0	0.0	0	0	0.0
180,000-199,999	0	0	0.0	0	0	0.0
200,000-249,999	1	6	-83.3	9	32	-71.9
250,000-299,999	4	14	-71.4	53	56	-5.4
300,000-399,999	23	31	-25.8	114	96	18.8
400,000-499,999	10	4	150.0	39	21	85.7
500,000-549,999	2	3	-33.3	5	11	-54.5
550,000-749,999	1	2	-50.0	10	6	66.7
750,000-999,999	0	0	0.0	1	0	N/A
1,000,000-1,249,999	0	0	0.0	0	0	0.0
1,250,000-1,499,999	0	0	0.0	0	0	0.0
1,500,000-1,999,999	0	0	0.0	0	0	0.0
2,000,000-2,999,999	0	0	0.0	0	0	0.0
3,000,000+	0	0	0.0	0	0	0.0
Totals	41	60	-31.7	231	222	4.1

Pending Listings	This Month			Year to Date		
	2020	2019	% Chg	2020	2019	% Chg
	0-29,999	0	0	0.0	0	0
30,000-39,999	0	0	0.0	0	0	0.0
40,000-49,999	0	0	0.0	0	0	0.0
50,000-59,999	0	0	0.0	0	0	0.0
60,000-69,999	0	0	0.0	0	0	0.0
70,000-79,999	0	0	0.0	0	0	0.0
80,000-89,999	0	0	0.0	0	0	0.0
90,000-99,999	0	0	0.0	0	0	0.0
100,000-119,999	0	0	0.0	0	0	0.0
120,000-139,999	0	0	0.0	0	0	0.0
140,000-159,999	0	0	0.0	0	0	0.0
160,000-179,999	0	0	0.0	0	0	0.0
180,000-199,999	0	0	0.0	0	0	0.0
200,000-249,999	2	4	-50.0	7	32	-78.1
250,000-299,999	18	17	5.9	62	64	-3.1
300,000-399,999	38	26	46.2	146	117	24.8
400,000-499,999	24	2	1100.0	53	21	152.4
500,000-549,999	1	1	0.0	4	10	-60.0
550,000-749,999	2	1	100.0	10	8	25.0
750,000-999,999	0	0	0.0	1	0	N/A
1,000,000-1,249,999	0	0	0.0	0	0	0.0
1,250,000-1,499,999	0	0	0.0	0	0	0.0
1,500,000-1,999,999	0	0	0.0	0	0	0.0
2,000,000-2,999,999	0	0	0.0	0	0	0.0
3,000,000+	0	0	0.0	0	0	0.0
Totals	85	51	66.7	283	252	12.3

Active Listings	This Month			Year to Date			New Listings	This Month			Year to Date		
	2020	2019	% Chg	2020	2019	% Chg		2020	2019	% Chg	2020	2019	% Chg
	0-29,999	0	0	0.0	1	0		N/A	0-29,999	0	0	0.0	1
30,000-39,999	0	0	0.0	0	0	0.0	30,000-39,999	0	0	0.0	0	0	0.0
40,000-49,999	0	0	0.0	0	0	0.0	40,000-49,999	0	0	0.0	0	0	0.0
50,000-59,999	0	0	0.0	0	0	0.0	50,000-59,999	0	0	0.0	0	0	0.0
60,000-69,999	0	0	0.0	0	0	0.0	60,000-69,999	0	0	0.0	0	0	0.0
70,000-79,999	0	0	0.0	0	0	0.0	70,000-79,999	0	0	0.0	0	0	0.0
80,000-89,999	0	0	0.0	0	0	0.0	80,000-89,999	0	0	0.0	0	0	0.0
90,000-99,999	0	0	0.0	0	0	0.0	90,000-99,999	0	0	0.0	0	0	0.0
100,000-119,999	0	0	0.0	0	0	0.0	100,000-119,999	0	0	0.0	0	0	0.0
120,000-139,999	0	0	0.0	0	0	0.0	120,000-139,999	0	0	0.0	0	0	0.0
140,000-159,999	0	0	0.0	0	0	0.0	140,000-159,999	0	0	0.0	0	0	0.0
160,000-179,999	0	0	0.0	0	0	0.0	160,000-179,999	0	0	0.0	0	0	0.0
180,000-199,999	0	0	0.0	0	0	0.0	180,000-199,999	0	0	0.0	0	0	0.0
200,000-249,999	4	8	-50.0	10	44	-77.3	200,000-249,999	1	2	-50.0	8	23	-65.2
250,000-299,999	27	31	-12.9	95	98	-3.1	250,000-299,999	11	13	-15.4	70	71	-1.4
300,000-399,999	83	57	45.6	251	186	34.9	300,000-399,999	42	24	75.0	197	129	52.7
400,000-499,999	41	31	32.3	102	66	54.5	400,000-499,999	28	12	133.3	80	47	70.2
500,000-549,999	3	4	-25.0	10	17	-41.2	500,000-549,999	2	0	N/A	7	12	-41.7
550,000-749,999	5	8	-37.5	17	21	-19.0	550,000-749,999	0	2	-100.0	10	15	-33.3
750,000-999,999	4	1	300.0	6	1	500.0	750,000-999,999	0	0	0.0	4	0	N/A
1,000,000-1,249,999	0	0	0.0	0	0	0.0	1,000,000-1,249,999	0	0	0.0	0	0	0.0
1,250,000-1,499,999	1	0	N/A	1	0	N/A	1,250,000-1,499,999	0	0	0.0	1	0	N/A
1,500,000-1,999,999	0	0	0.0	0	1	-100.0	1,500,000-1,999,999	0	0	0.0	0	0	0.0
2,000,000-2,999,999	0	0	0.0	0	0	0.0	2,000,000-2,999,999	0	0	0.0	0	0	0.0
3,000,000+	0	0	0.0	0	0	0.0	3,000,000+	0	0	0.0	0	0	0.0
Totals	168	140	20.0	493	434	13.6	Totals	84	53	58.5	378	297	27.3